

JohnBean

V4400

Commander

TAKE COMMAND WITH
THE ALL-NEW
V4400



TAKE CHARGE AND COMMAND ACCURACY OF YOUR WHEEL ALIGNMENT SERVICE.

The all-new V4400 COMMANDER™ from John Bean® revolutionizes productivity by reducing setup time and enhancing accuracy.

The V4400 COMMANDER™ uses an intelligent installation flow to ensure proper setup for each shop's specific needs, ensuring ease of placement and minimizing disruption to shop operations.

Our dual-tower system features two remote alignment posts equipped with two high-resolution cameras that provide a comprehensive, stable field of view and reduce the need for frequent camera adjustments. This configuration does not require a cross-view camera, eliminating the need for a line of sight between the alignment towers and enhancing the system's flexibility.

The new dual-tower design accommodates a variety of vehicle lengths and widths, bay setups, and drive-through compatibility. This versatility allows optimal service area placement, tower positioning, and the opportunity for a smaller footprint in the work area while providing space in front of the vehicle for additional repairs, like ADAS recalibration.



D2 MAX™ TECHNOLOGY

Our all-new D2 Max™ Technology achieves a more precise, real-world alignment reading by mapping and projecting the vehicle's drive direction as if on the road – a revolutionary advancement in wheel alignment that delivers unparalleled accuracy and repeatability, reducing initial test drive issues and future comebacks.

VERSATILE OPERATION

The V4400 COMMANDER™ boasts highly flexible installation options that cater to a wide range of shop layouts, from narrow to wide bays. It can service vehicles as close as 55" (1.4m) from the turntables with a working range up to 200" (5m). The exclusive long wheelbase mode enables service on light commercial vehicles up to 29' (9m) long. This versatility ensures the V4400 can accommodate the space to maximize efficiency and productivity.



Our advanced Artificial Intelligence-driven wheel alignment companion, **AIKnow™**, continuously reviews OEM information so technicians can ask any wheel alignment question and receive accurate answers in seconds.

By gathering data from service manuals and OEM specifications, **AIKnow™** ensures the most reliable and up-to-date information is always available, providing the best resource to help streamline the alignment process and enhance shop efficiency.



ADJUSTABLE CAMERA POST

The alignment towers have adjustable camera posts with two cameras per side, providing a wider field of view. The post offers two locking points for accurate, stable camera positioning and transitions between the fully raised and fully lowered positions without requiring intermediate heights or additional tracking mechanisms.



MOBILITY KIT

The optional mobility kit allows for easy relocation of the camera alignment towers within the shop, giving the ability to move between bays or out of the way, as needed.



VODI™

Our exclusive Vehicle Orientation Directional Indicator, **VODI™**, guides the technician through the measurement process, reducing the time spent walking back and forth from the vehicle to the aligner.



COMMAND MORE FROM YOUR ALIGNMENT REPAIRS.



REVOLUTIONARY TECHNOLOGY

The V4400 COMMANDER™ is equipped with the most advanced D2 Max™ camera technology, which enables quicker rolling compensation for faster alignment service with higher accuracy and repeatability.

It is the fastest camera we have ever offered, combined with the optimized software flow and notification system to provide live and accurate readings. This allows you to work quickly and efficiently while maintaining confidence that the results will be correct.

Saving time in the alignment means you can complete the repair faster and do more alignments a day, increasing your profits while improving customer satisfaction.



PRODUCTIVE SERVICE

In addition to promoting shop efficiency with speed and flexible installation options, we can help you explain to customers when additional repairs are needed. With Audit Check, you can uncover alignment problems in under a minute and present them to your customer with easy-to-read printouts that include:

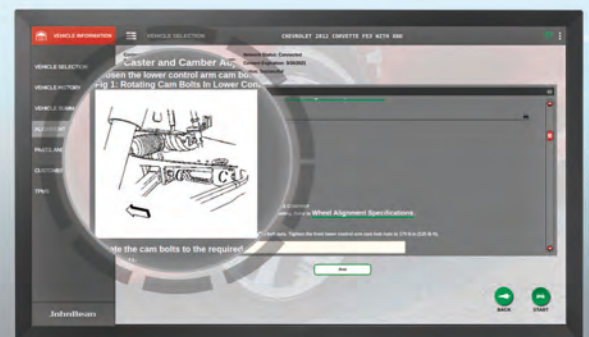
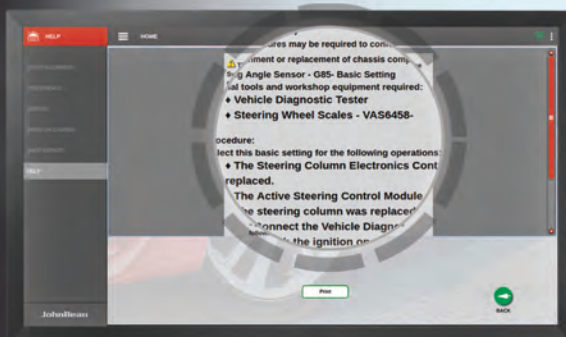
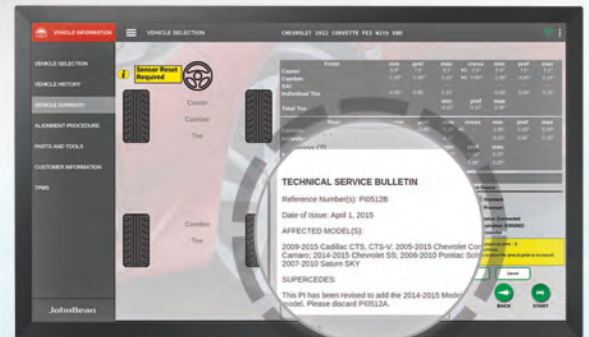
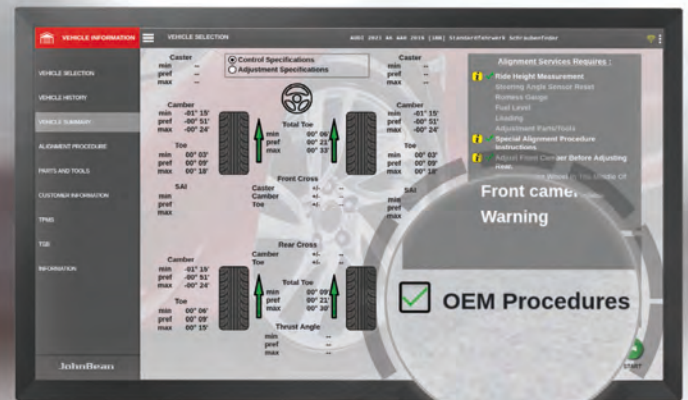
- Measurement of track width
- Front and rear toe
- Camber
- Wheelbase
- Wheel diameter
- Cross dimensions

GO BEYOND WHEEL ALIGNMENT WITH EASY ACCESS TO CRITICAL INFORMATION.

The V4400 COMMANDER™ provides instant access to real-time OEM repair information, including TSBs, recalls, and TPMS reset procedures.


When working on vehicles with ADAS (Advanced Driver Assistance Systems), the aligner will alert you when the vehicle includes ADAS features.

The system's online connectivity enables software and vehicle specification database updates, allowing your shop to support the latest alignment specs, aftermarket parts replacement, and steering angle reset procedures.



RIDE HEIGHT MEASUREMENT

Measure the vehicle ride height to guarantee a proper adjustment. The V4400 COMMANDER™ offers multiple options for ride height measurement, depending on the vehicle type and manufacturer. Eliminate manual data entry, speed up measuring, and increase accuracy using our specially designed, optional Ride Height Targets.



RIDE HEIGHT TARGETS

When using our on-demand ride height targets with easy suction cup attachment, no manual entry is required. Alignment specifications adjust automatically according to the ride height measurement.



TARGET IMAGING POINTER (TIP)

The target imaging pointer (TIP) measures ride height more accurately than manual measuring to obtain proper alignment specifications.

ADVANCED MEASUREMENTS

Measurements designed for advanced suspension troubleshooting and modified suspensions. Includes advanced ride height entry and SAI.

WHEELS OFF ADJUSTMENT

Remove the wheel and attach the target directly to a brake rotor for easier access to adjustment.

WHEEL DIAMETER

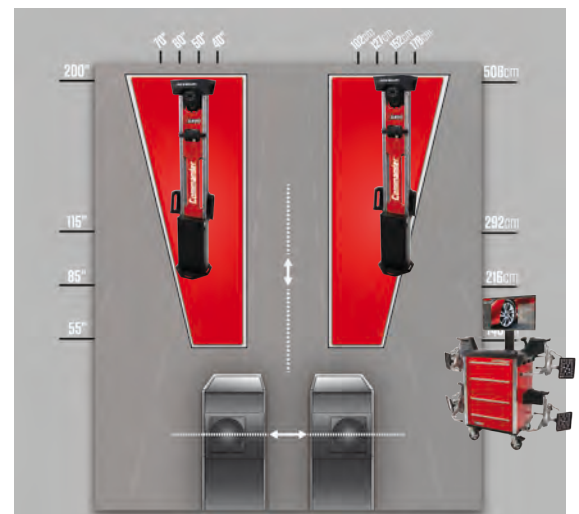
This measurement will notify the operator of potentially mismatched tires or excessive tread wear.

OEM PROCEDURES

The software provides the OEM recommended workflow for accurate wheel alignment in the aftermarket segment.

TECHNICAL SPECIFICATIONS

Tire Diameter (AC400)	19"-39" 50-100cm
Wheel Diameter (AC200)	12"-24" 30-60cm
Track Width	48"-96" 120-245cm
Wheelbase	79"-200" 200-500cm
Power Supply	110-240V 50-60Hz
Camera Working Width from Lift Centerline	40"-70"
Optimal Width from Lift Centerline	50"-60"
Turntable to Tower Working Range	55"-200"
Optimal Range	85"-115"



FIND A DISTRIBUTOR



LATIN AMERICA 800.225.5786

Snap-on® Total Shop Solutions offers a wide range of garage equipment solutions for workshops, garages, car dealers and tire shops, thanks to the specific solutions provided by its portfolio of premium brands. John Bean® is a brand of TSS and is committed to product innovation and improvement. Therefore, specifications listed in this sell sheet may change without notice. ©2025 Snap-on Incorporated. John Bean is a trademark, registered in the United States and other countries, of Snap-on Incorporated. All rights reserved. All other marks are marks of their respective holders. sswa23112 10/2025

