

TRU-POINT™
ONE-STOP SOLUTION

Innovationaward
2024 Winner



JohnBean

EASY AND FAST CALIBRATION WITH PROCESS VALIDATION

Tru-Point™ uses highly accurate, advanced camera technology, targets, and top-of-the-line software to quickly uncover any alignment problems a vehicle might have, so you can perform a perfect ADAS calibration.

Tru-Point™ streamlines the process from beginning to end with simple, real-time, and interactive visual indicators, eliminating the need for manual measurements or complicated guide references.

Our intuitive, ergonomic controls are enhanced by the on-screen indicators to easily and precisely position the system to meet OEM requirements.

- ✓ OEM COMPLIANT
- ✓ VEHICLE ALIGNMENT CHECK
- ✓ PROOF OF TARGET PLACEMENT
- ✓ COMPENSATE FOR AN UNLEVEL FLOOR
- ✓ NO MANUAL MEASUREMENTS

STEPS REQUIRED FOR A CORRECT CALIBRATION

It takes more than just pushing a few buttons for a precise ADAS calibration.

In order to produce accurate and reliable results, shops must take into account a number of essential steps and follow the appropriate procedures.

01

FLOOR SPACE / LIGHTING

ADAS calibrations require open space and proper lighting which our ADAS Specialists can assist you with for successful calibrations.

02

SERVICE INFORMATION

Any damage to the vehicle may damage sensors and cameras. Access to repair procedures is key for returning vehicles to safe operating conditions.

03

VEHICLE ALIGNMENT

Cameras and sensors use different inputs from the vehicle to operate properly. Most OEMs require wheel alignment to be performed prior to ADAS calibration.

04

TARGET PLACEMENT

Accurate target positioning will drive the success of calibration, as well as the shop's productivity and profitability. Most importantly, it needs to follow OEM-specific target placement instructions.


05

SCAN TOOL SOLUTION

Tru-Point is scan tool agnostic. A comprehensive scan tool with ADAS functionality is all you need to complete calibrations. Tru-Point works with aftermarket, OEM, J2534, or remote calibration services.

TRUE FLOOR LEVELING COMPENSATION

SCAN OR CLICK TO LEARN MORE



FLOOR LEVEL IS CRITICAL FOR PROPER CALIBRATION

Tru-Point™ seamlessly adjusts the height of a target, ensuring it remains in the perfect field of view of the camera while moving equipment in the distance.

This innovative feature automatically compensates for any lack of levelness on the workshop floor. In cases where there is excessive floor deviation, users are prompted to consider adjusting the Tru-Point™ device or strategically repositioning the vehicle for optimal calibration, guaranteeing precision even in challenging operational environments.


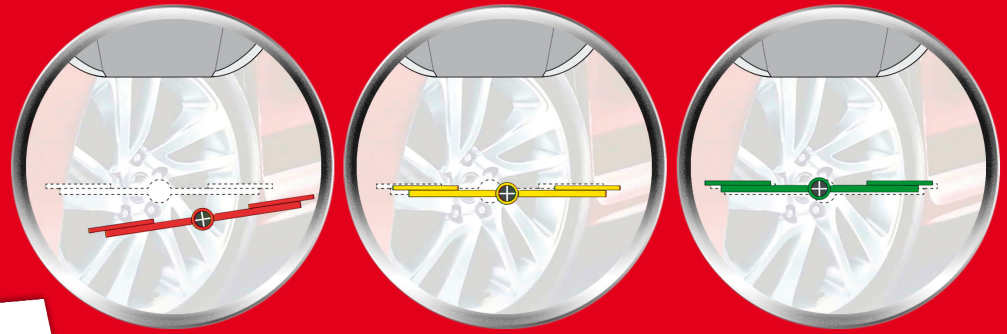


WHEN GOOD ENOUGH ISN'T ENOUGH, JB.

MAXIMUM PRECISION

Achieving the highest level of precision is no longer a challenge.

A simple color-coded visual indicator allows you to easily identify the exact location for target placement, going from red to green. Done!



VALIDATION REPORT

Tru-Point™ generates a printout report as evidence that the targets were placed according to OEM specifications during the procedure. Not only does the printout list and indicate that the ADAS components were placed correctly around the vehicle for all the possible unique measurement properties, but it also confirms that the vehicle's wheel alignment meets the specifications required for calibration.

- ✓ TARGET ROTATION
- ✓ RIDE HEIGHT

- ✓ THRUST LINE / CENTERLINE
- ✓ TARGET POSITION
- ✓ WHEEL ALIGNMENT
- ✓ DISTANCE FROM VEHICLE
- ✓ TARGET HEIGHT
- ✓ STEERING ANGLE

COMPREHENSIVE COVERAGE TAILORED TO ANY SHOP'S NEEDS

INCLUDED	PREMIUM
✗ Vehicle Spec Update	✓ Vehicle Spec Update
✓ Front Camera	✓ Front Camera
✓ Front Radar Cones	✓ Front Radar Cones
✓ Front Radar Plates	✓ Front Radar Plates
✗ Blind Spot	✓ Blind Spot
✗ Park Assist	✓ Park Assist
✗ 360° View	✓ 360° View
✗ Rear Camera	✓ Rear Camera
✗ Night Vision	✓ Night Vision
✗ Lidar	✓ Lidar
✗ Manual Mode	✓ Manual Mode

TRU-POINT™

ONE-STOP SOLUTION

OEM COMPLIANT

Tru-Point™ was specially designed to enhance the productivity of ADAS calibration procedures and increase confidence that the process is done in compliance with OEM recommended guidelines.


APPROVED BY

TOYOTA | LEXUS | MITSUBISHI | MAZDA | HYUNDAI | KIA | GENESIS
LUCID | VINFAST | RIVIAN

PARTNERS



COVERAGE
GUIDE



INSTRUCTIONAL
VIDEOS

CERTIFICATIONS



TECHNICAL SPECIFICATIONS

Tire Size (AC400)	19"-39" 48-99cm
Arms Extended (HxWxD)	82"x113"x30" 208x287x76cm
Arms Folded (HxWxD)	82"x53"x30" 208x135x76cm
Equipment Weight	376 lbs. 171 kg
Shipping Weight	512 lbs. 232 kg
Power Requirements	100-240V
Display	24" TFT

STANDARD ACCESSORIES

- Two Wheel Chocks
- AC400 Clamps
- VIN Scanner

OPTIONAL ACCESSORIES

- Target Storage Cart
- Deluxe Target Set

WARRANTY

- 12 months parts and labor

FIND A DISTRIBUTOR

LATIN AMERICA 800.225.5786



Snap-on® Total Shop Solutions offers a wide range of garage equipment solutions for workshops, garages, car dealers and tire shops, thanks to the specific solutions provided by its portfolio of premium brands. John Bean® is a brand of TSS and is committed to product innovation and improvement. Therefore, specifications listed in this sell sheet may change without notice. ©2025 Snap-on Incorporated. John Bean is a trademark, registered in the United States and other countries, of Snap-on Incorporated. All rights reserved. All other marks are marks of their respective holders. ssmi23056 10/2025

